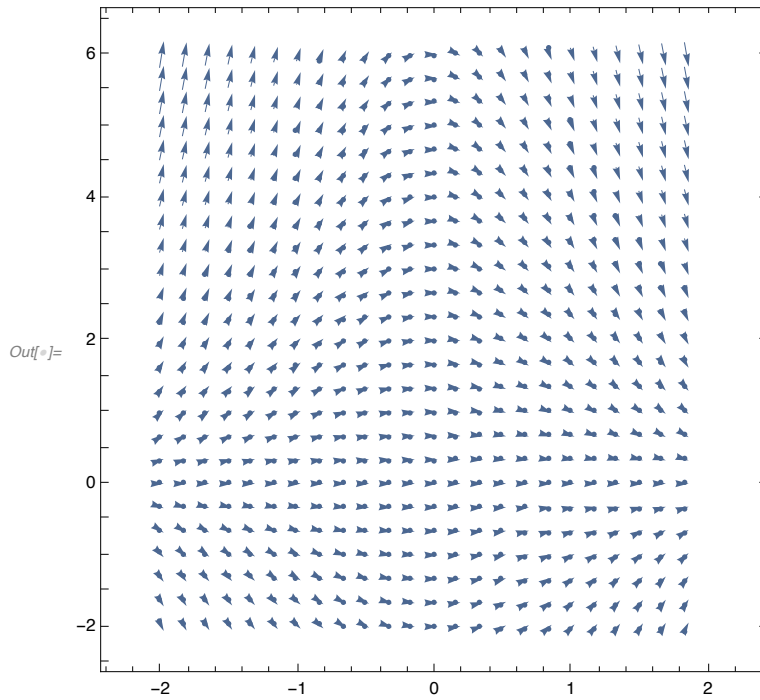


```
In[ ]:= f[x_, y_] := -x y
```

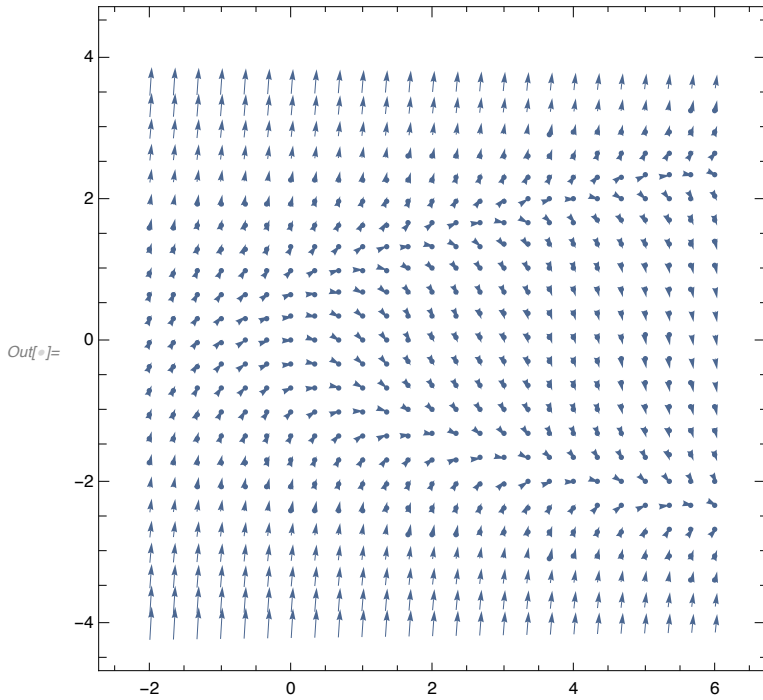
```
In[ ]:= g1 = VectorPlot[{1, f[x, y]}, {x, -2, 2},  
  {y, -2, 6}, VectorStyle → Arrowheads[0.02], VectorPoints → Fine]
```



(* non-linear de's? *)

```
In[ ]:= g[x_, y_] := y^2 - x
```

```
In[ ]:= g2 = VectorPlot[{1, g[x, y]}, {x, -2, 6}, {y, -4, 4},
  VectorStyle -> Arrowheads[0.017], VectorPoints -> Fine]
```



```
In[ ]:= sol = NDSolve[{y'[x] == y[x]^2 - x, y[0] == 0}, y, {x, -2, 5}]
```

NDSolve: At x == -1.98635, step size is effectively zero; singularity or stiff system suspected.

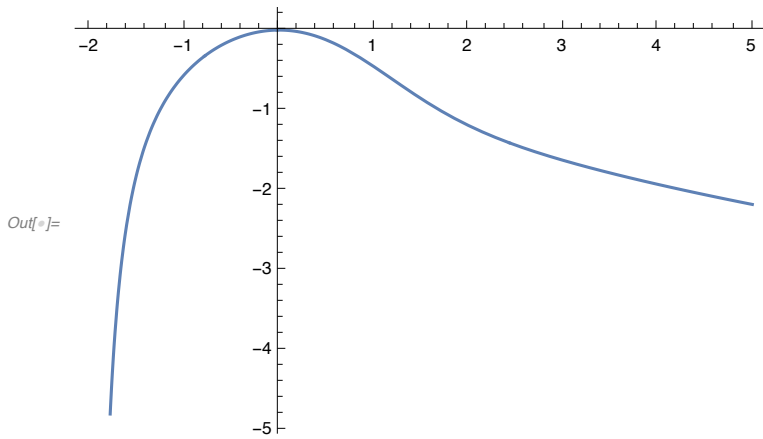
```
Out[ ]:= {{y -> InterpolatingFunction[  

  {+ [graph icon] Domain: {{-1.99, 5}}  

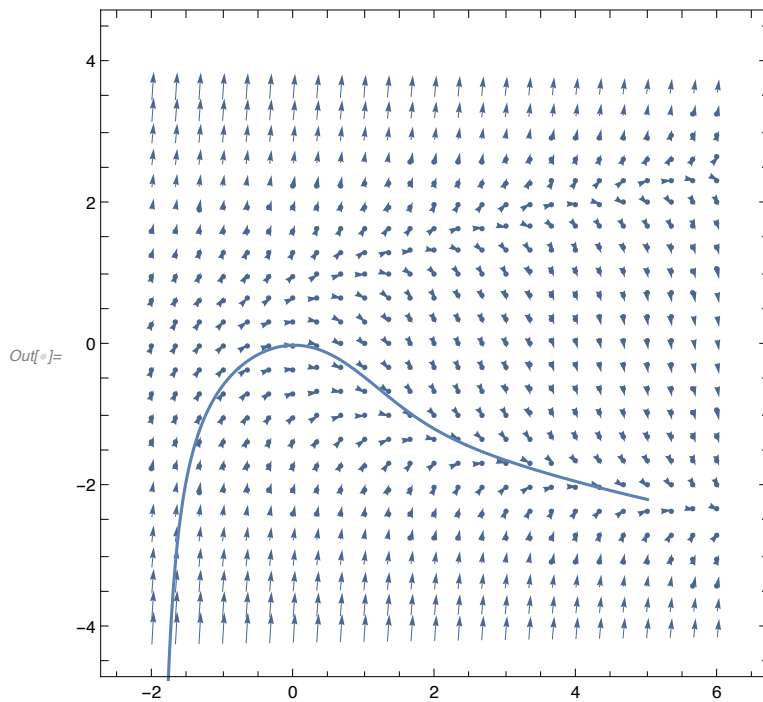
  Output: scalar}}]}
```

```
In[ ]:= g3 = Plot[Evaluate[y[x] /. sol], {x, -2, 5}]
```

InterpolatingFunction: Input value {-1.99986} lies outside the range of data in the interpolating function. Extrapolation will be used.




In[]:= Show[g2, g3]



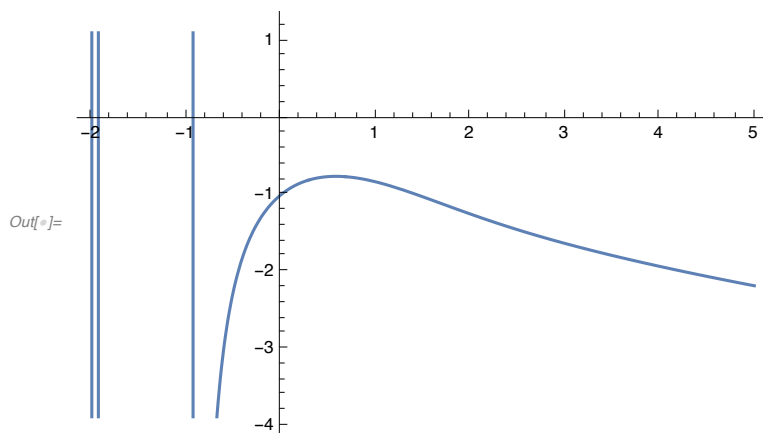
In[]:= sol2 = NDSolve[{y'[x] == y[x]^2 - x, y[0] == -1}, y, {x, -2, 5}]

NDSolve: At x == -0.930564, step size is effectively zero; singularity or stiff system suspected.

Out[]:= {y → InterpolatingFunction[ Domain: {{-0.931, 5.}} Output: scalar]}

In[]:= g4 = Plot[Evaluate[y[x] /. sol2], {x, -2, 5}]

InterpolatingFunction: Input value {-1.99986} lies outside the range of data in the interpolating function. Extrapolation will be used.



In[]:= Show[g2, g3, g4]

